


Safety Zone



Grades 1 & 2

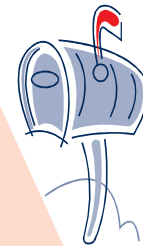
From Your Local Fire/Police Departments

& Northwest Fireflies

Steps to Fire Safety

Write the numbers 1 to 5 to put these actions in the correct order. Number 1 would be the first action and number 5 would be the last action.

I go to the outside meeting place.



I am playing in my bedroom.



I get low to the floor and crawl to the door.



I hear the smoke alarm.



I feel my bedroom door to make sure it's not hot.



Answer Key: 5, 1, 3, 2, 4

Go To:
FirePreventionWeek.org



Protect Your Family From Fire

October 9–15, 2011 • It's Fire Prevention Week










Staying Safe On Your Feet

Find the differences in the two pictures.



Pedestrian Safety Tips

-  Wear light colored clothing to be seen by drivers at night.
-  Always walk on the sidewalk or paths.
-  Cross the street at the corner or at a crosswalk.
-  Play in safe areas away from traffic.
-  Look left, then right, then left again.
-  Obey all traffic signals.
-  Always walk, never run when crossing the street.



Answer Key: Bug on windshield, light on street light, united shoelace, bandage on boys knee, bowtie on crosswalk sign, Baby on Board sign in car window, handprints on car door.