

KINDERGARTEN



fireflies

A Safety Newsletter For Kids

Produced by your Local Fire Department & Northwest Fireflies

Fireflies Poison Prevention Adventure


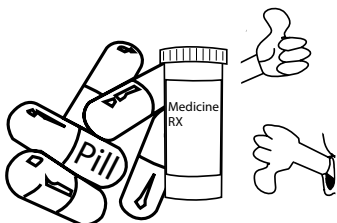





Look at the pictures below.
 Circle the thumbs up if the picture is safe.
 Circle the thumbs down if the picture is dangerous or not safe.
 Count the number of things that are safe and place that number under the thumbs up Firefly.
 Count the number of things that are not safe or dangerous and write the number under the thumbs down Firefly.



Safe _____

Dangerous _____



Answer Key: Safe 3 Dangerous 6



Sing Along with the Fireflies

"Stay Away" Song

(Sung to the tune of "If You're Happy and You Know It")

Verse 1

If you don't know what it is,
Stay away! (Clap, Clap)

If you don't know what it is,
Stay away! (Clap, Clap)

If you don't know what it is,
find a grown-up right away.

If you don't know what it is,
Stay away! (Clap, Clap)



Verse 2

If you think it might be poison,
Stay away! (Clap, Clap)

If you think it might be poison
Stay away! (Clap, Clap)

If you think it might be poison
find a grown-up right away.

If you think it might be poison
Stay away! (Clap, Clap)



Directions:

Color the Fireflies above. Have an adult help you cut out the Fireflies and glue them to a stick. Thumbs up Firefly on one side of the stick and Thumbs down Firefly on the other side of the stick. Take the Fireflies with you to find things around the house that are thumbs up—safe or thumbs down—not safe